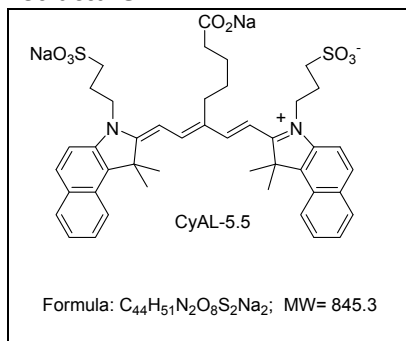


# CyAL-5.5 Fluorescent Dye

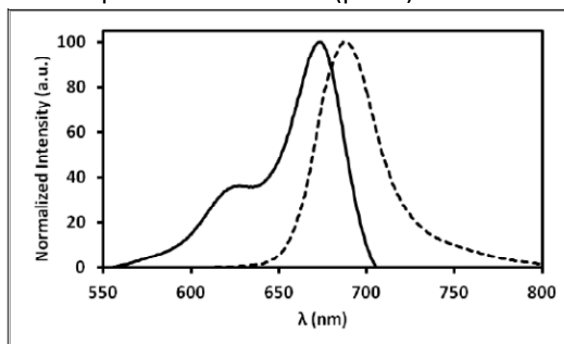
For Labeling Molecules with Amino Groups (e.g. Drugs, Proteins, Peptides and Antibodies)

**Product Description:** CyAL-5.5 is a monofunctional cyanine dye containing a free carboxylic acid group for conjugation with targeting agents containing a free amine group; use for in vivo and in vitro imaging applications

## Structure :



## Spectral Data in PBS (pH=7):

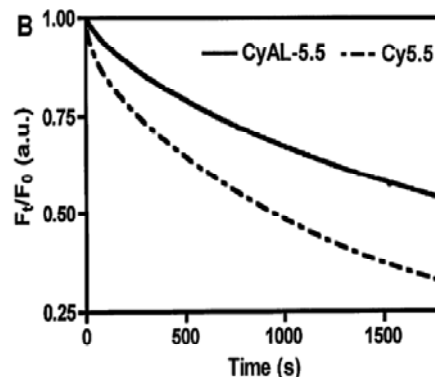


Abs max = 674nm (solid line)  
 FL em max = 687nm (dotted line)  
 $\epsilon = 130,000M^{-1}cm^{-1}$   
 $\Phi = 0.08$

## Superior Features of CyAL-5.5:

- Excellent water solubility
- Similar ex and em properties to Cy5.5 and Alexa fluor 647
- Bright fluorescence emission in the near infrared range
- Enhanced photostability of cy5 and cy5.5
- Useful for a variety of biochemical and in vivo imaging applications
- Very cost effective; allowing scale-up and use in multistep organic synthesis schemes
- Compatible with common filter sets used for imaging
- Activated with standard reagents (e.g. HBTU, DSC) for coupling to amines

## Photostability Data



Catalog #	Product Name	Size	Price (USD)
MF-1002-1	CyAL-5.5	1 mg	55.00
MF-1002-5	CyAL-5.5	5 mg	175.00
MF-1002-25	CyAL-5.5	25mg	495.00

Purity > 95% by HPLC

CyAL-5.5 is sold under license from Harvard Medical School and Massachusetts General Hospital.

For further information or to place an order please contact Dr. Brian Gray by email: [briangray@mtarget.com](mailto:briangray@mtarget.com) or phone: 610-738-7938



## MOLECULAR TARGETING TECHNOLOGIES, INC.

833 Lincoln Ave., Unit 9  
 West Chester, PA 19380  
 P: 610.738.7938 F: 610.738.7928  
 Contact us: [info@mtarget.com](mailto:info@mtarget.com)  
[www.mtarget.com](http://www.mtarget.com)

Version 2: March 10, 2012